

### Task 3 - the safe house

Clearly it is no longer safe to transport the radioactive material around London. You've heard that there is a safe house used by MI5 at a secret location that you should be able to store the material at. Trouble is that due to its top secret whereabouts you will need to solve a series of problems to locate it. Good job you have a London map, your geometry set and a calculator to hand.

You have also been handed some mysterious papers by the last team to attempt this challenge. Unfortunately they didn't make it and some of the materials were damaged. They may be of use to you though...Copies are attached...

An MI5 agent has met you and gives you the first clue.



Make sure to use the piece of information I have just given you along with your map.

The next MI5 agent who can help you is located 2.62 kilometres from the tube station where the corners of Green Park and Hyde Park meet (Hyde Park Corner), 2.98 kilometres from London Bridge station and 1.02 kilometres from the tube station next to the Royal Opera House (Covent Garden).

All our agents are located at London landmarks.

Once you reach the next MI5 agent they give you the following clue.

Your map only shows major roads. The following directions ignore all minor roads and will take you to the next agent.

Travel South East down the road you are on. Take the first left, then the third right, followed by the fourth left. Then take the first right followed by the second right. Cross straight over three major junctions then turn right at the next one. Cross over the river then turn left. The next agent is waiting for you less than half a kilometre on your right at a famous landmark.




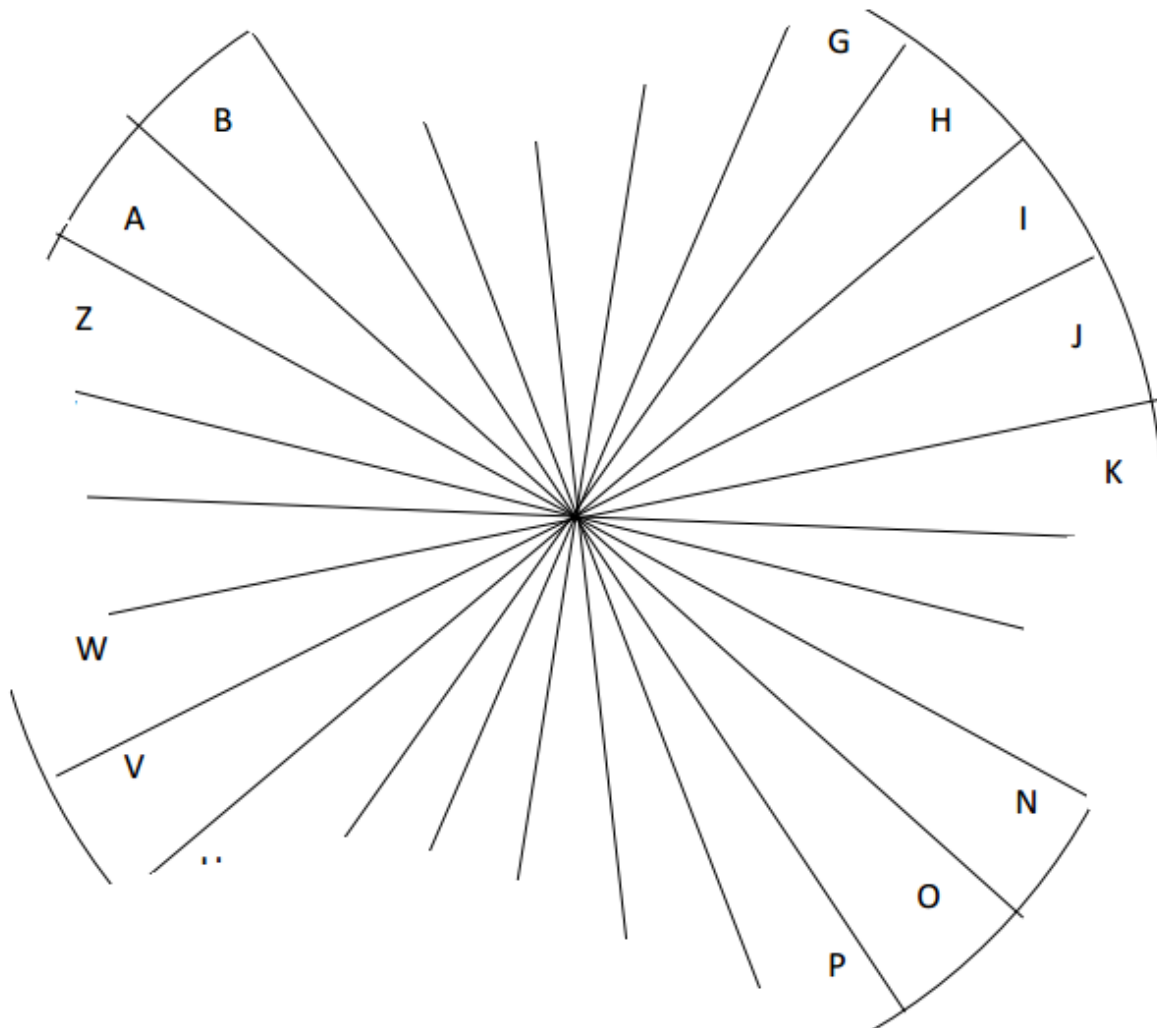
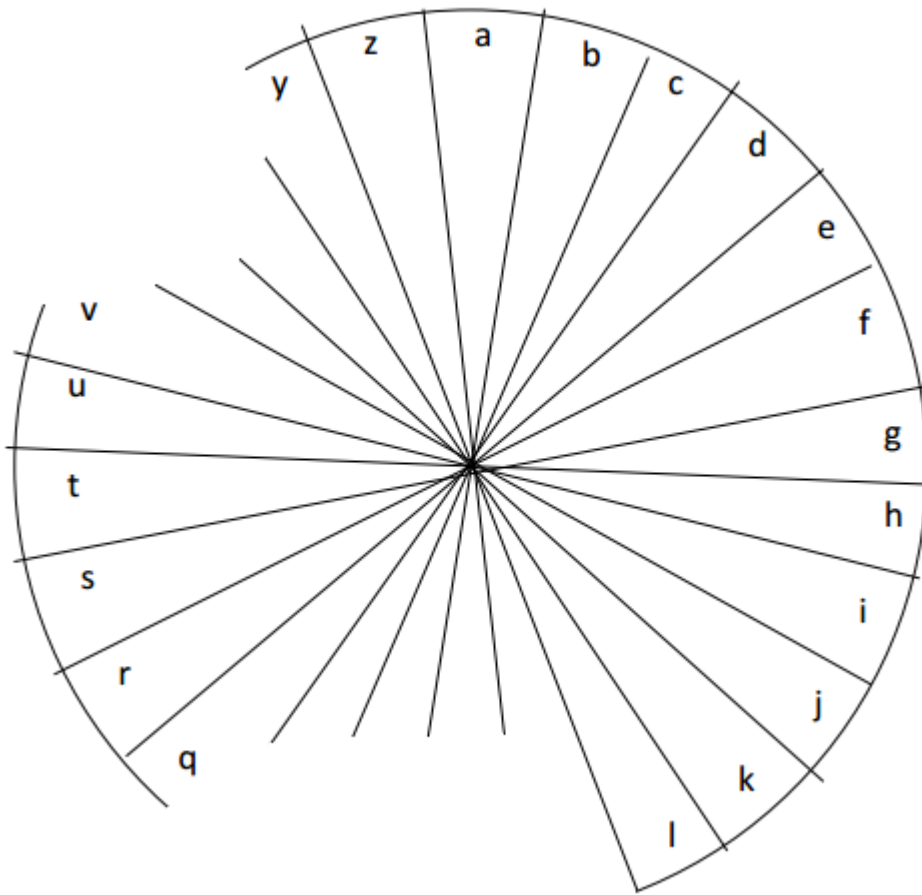


01011001 01101111 01110101 00100000 01101101  
 01100001 01100100 01100101 00100000 01101001  
 01110100 00101110 00100000 01010000 01101000  
 01100101 01110111 00101110 00100000 01001001  
 00100000 01110111 01100001 01110011 00100000  
 01110111 01101111 01110010 01110010 01101001  
 01100101 01100100 00100000 01110100 01101000  
 01100101 01110010 01100101 00100000 01100110  
 01101111 01110010 00100000 01100001 00100000  
 01101101 01101001 01101110 01110101 01110100  
 01100101 00101110 00100000 01010100 01101000  
 01100101 00100000 01101110 01100101 01111000  
 01110100 00100000 01100001 01100111 01100101  
 01101110 01110100 00100000 01101001 01110011  
 00100000 01110111 01100001 01101001 01110100  
 01101001 01101110 01100111 00100000 01100110  
 01101111 01110010 00100000 01111001 01101111  
 01110101 00100000 00110001 00100000 01110000  
 01101111 01101001 01101110 01110100 00100000  
 00111000 00110001 00100000 01101011 01101101  
 00100000 01100001 01110111 01100001 01111001  
 00100000 01101111 01101110 00100000 01100001  
 00100000 01100010 01100101 01100001 01110010  
 01101001 01101110 01100111 00100000 01101111  
 01100110 00100000 00110011 00110100 00110101  
 00100000 01100100 01100101 01100111 01110010  
 01100101 01100101 01110011 00101110

Well done on finding me. At this location is a box, locked with a combination lock. You will need to enter a 10 digit code to open the box. Here are your clues.

XEOI XLI J MVWX XAS P IXXIV W SJ CSYV PSGEX  
 MSR. QYPXM TPC X LIQ F C XLI TSWM XMSR SJ XL  
 I PEW X PIX XIV S J CSY V PSG EXMSR MR X LI EP  
 TLEFI X. VS YRH C SYV E RWAIV XS S RI WM  
 KRMJM GERX JMKYV I. HS YFPI MX. X EOI X LI RI  
 BX TV MQI R YQFIV XS S GGYV EJXIV XLMW RYQF  
 IV. E HH XL I HMK MXW S J XLI RYQF IV XS KIXLI V.  
 WU YEVI MX. X EOI X LI RY QFIV SJ JE GXSVW  
 XLMW RYQF IV LE W ERH GYFI MX. IBTVI WW XL  
 MW RY QFIV MR FM REVC.





CAPITAL LETTERS		LOWER CASE LETTERS	
A	01000001	a	01100001
B	01000010	b	01100010
C	01000011	c	01100011
D	01000100	d	01100100
E	01000101	e	01100101
	01000110	f	01100110
	01000111		01100111
	01000100		01100100
	01000101		01100101
	01000110		01100110
	01000111		01100111

